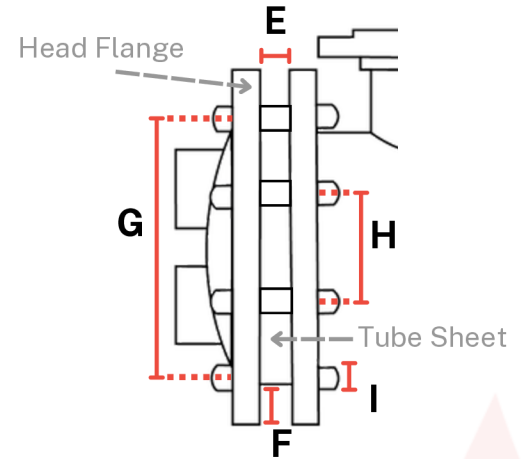
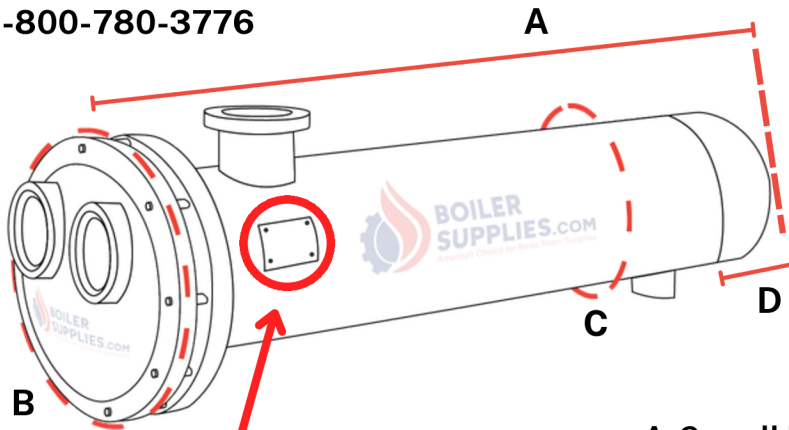


Measuring for U-Tube Bundle Replacement In Shell & Still in Service



A BRAND OF BOILER SUPPLIES.COM

sales@boilerusa.com
1-800-780-3776



STOP: If you can access the unit's data tag (usually located here), no measurements are needed. Just retrieve this information:

National Board #: _____
Model #: _____
Year: _____
Serial #: _____
Manufacturer: _____

Number of Bolts: _____

Check One: (Optional)

Domestic Hot Water

Heating Hot Water

Tube Sheet Material:

Tube Material:

Circle One of Each	
<p>1. # of Passes</p> <p>2-Pass</p> <p>4-Pass</p>	<p>2. Tube Sheet</p> <p>Boltless</p> <p>Full Face (Bolted)</p>

A. Overall Length: _____

Measure from where the head flange meets the tube sheet to the end of the shell

B. Flange Circumference: _____

Wrap garment tape or similar tool around the head flange to get circumference

C. Shell Circumference: (Optional) _____

If shell is covered in insulation, skip this step.

Otherwise, wrap garment tape around the shell to get circumference.

D. Weld Line to End of Shell: _____

E. Tube Sheet Thickness: _____

Measure the distance between both flanges.

F. Tube Sheet to Lip of Flange: _____

Skip if measuring a bolted tube bundle.

Otherwise, measure the distance from the top of the tube sheet to the lip of the flange

Skip the Following if Measuring a Boltless Tube Sheet:

G. Cross Bolt Center-to-Center: _____

If possible, measure from the center of one bolt to the center of the bolt directly opposite it on the flange.

H. Adjacent Bolt Center-to-Center: _____

I. Bolt Diameter: _____

Boiler Supplies | McDonough, GA | 1-800-780-3776

Phone: _____

Email: _____

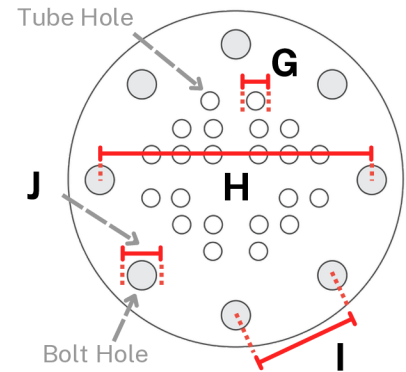
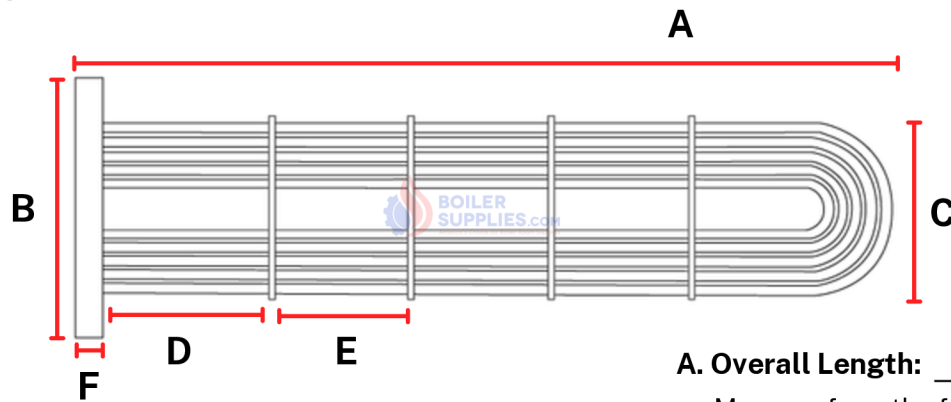
Name: _____

Company Name: _____

Measuring for U-Tube Bundle Replacement Out of Shell

sales@boilerusa.com

1-800-780-3776



Number of Bolt Holes: (If Applicable) _____

Number of Tube Holes: _____

Number of Baffles: _____

Check One:

Domestic Hot Water

Heating Hot Water

(Optional)

Tube Sheet Material:

Tube Material:

A. Overall Length: _____

Measure from the front face of the tube sheet to the end of the last tube bend.

B. Tube Sheet Diameter: _____

C. Bundle Diameter: _____

D. Position of 1st Baffle: _____

Measure from back of tube sheet to the first baffle.

E. Distance Between 1st & 2nd Baffle: _____

F. Tube Sheet Thickness: _____

G. Tube Diameter: _____

Skip the Following if Measuring a Boltless Tube Sheet:

H. Cross Bolt Center-to-Center: _____

Measure from the center of one bolt hole to the center of the bolt hole directly opposite it.

I. Adjacent Bolt Center-to-Center: _____

Measure from the center of one bolt hole to the center of a neighboring bolt hole.

J. Bolt Hole Diameter: _____

Boiler Supplies | McDonough, GA | 1-800-780-3776


(Optional)

Manufacturer: _____

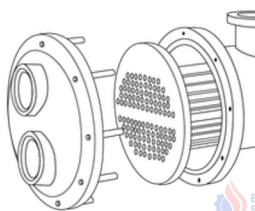
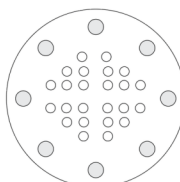
Model Number: _____

Circle One of Each:

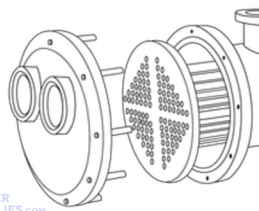
Boltless



Full Face (Bolted)



2-Pass



4-Pass

Phone: _____

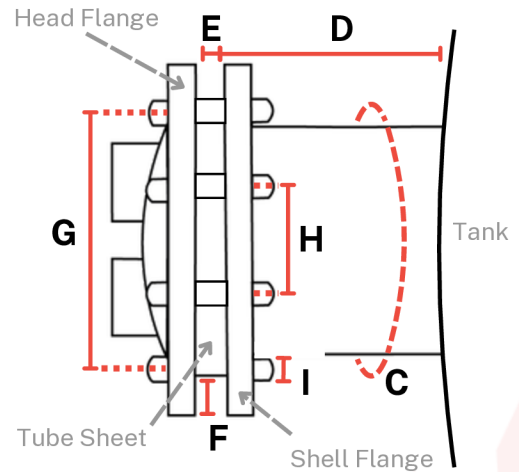
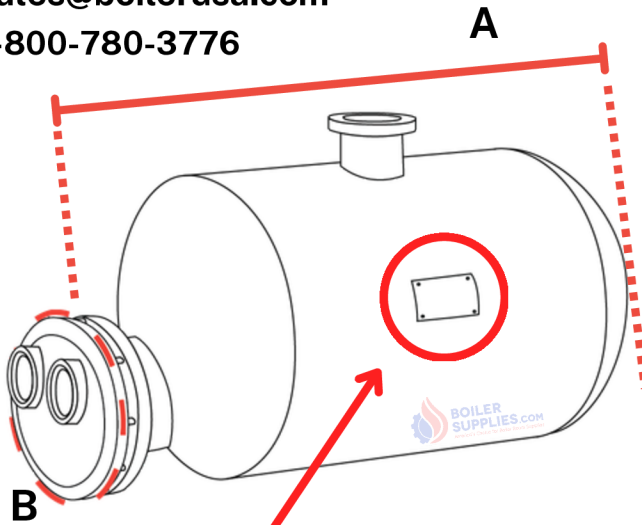
Email: _____

Name: _____

Company Name: _____

Measuring for U-Tube Bundle Replacement In Tank & Still in Service

sales@boilerusa.com
1-800-780-3776



STOP: If you can access the unit's data tag, no measurements are needed. Just retrieve this information:

National Board #: _____
 Model #: _____
 Year: _____
 Serial #: _____
 Manufacturer: _____

Number of Bolts: _____

Check One:

Domestic Hot Water
 Heating Hot Water

(Optional)

Tube Sheet Material:

Tube Material:

Circle One of Each	
<p>1. # of Passes</p> <p>2-Pass 4-Pass</p>	<p>2. Tube Sheet</p> <p>Boltless Full Face (Bolted)</p>

A. Overall Length: _____

Measure from where the head flange meets the tube sheet to the end of the tank.

B. Flange Circumference: _____

Wrap garment tape or similar tool around head flange.

C. Shell Circumference: _____

Wrap garment tape or similar tool around unit's neck.

D. Tube Sheet to Tank: _____

Measure from where the tube sheet meets the shell flange to the edge of the tank.

E. Tube Sheet Thickness: _____

Measure the distance between both flanges.

F. Tube Sheet to Lip of Flange: _____

Skip if measuring a full face tube bundle.
 Otherwise, measure the distance from the top of the tube sheet to the lip of the flange.

Skip the Following if Measuring a Boltless Tube Sheet:

G. Cross Bolt Center-to-Center: _____

If possible, measure from the center of one bolt to the center of the bolt directly opposite it on the flange.

H. Adjacent Bolt Center-to-Center: _____

I. Bolt Diameter: _____

Boiler Supplies | McDonough, GA | 1-800-780-3776

Phone: _____

Email: _____

Name: _____

Company Name: _____