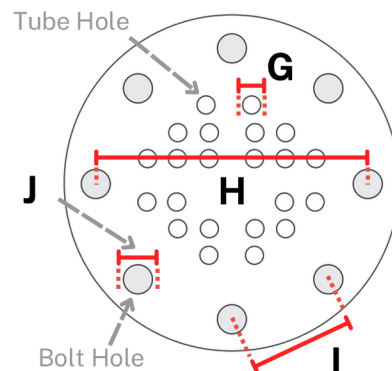
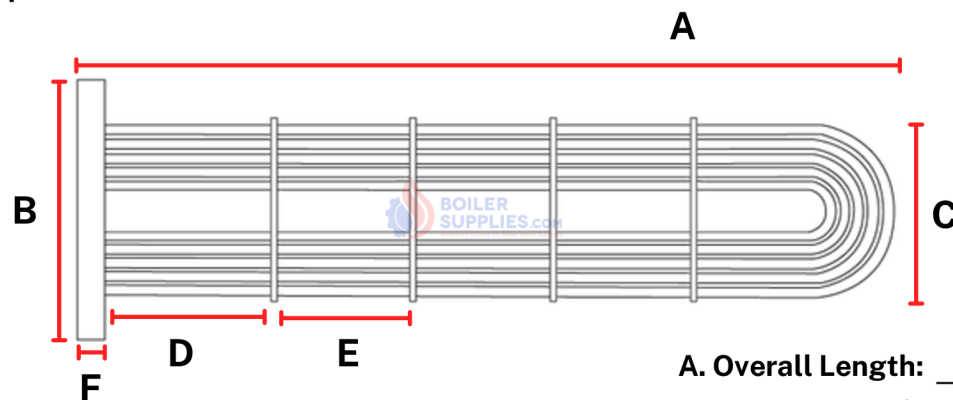


Measuring for U-Tube Bundle Replacement Out of Shell



sales@boilerusa.com

1-800-780-3776



Number of Bolt Holes: (If Applicable) _____

Number of Tube Holes: _____

Number of Baffles: _____

Check One:

☐ Domestic Hot Water

☐ Heating Hot Water


(Optional)

Tube Sheet Material:

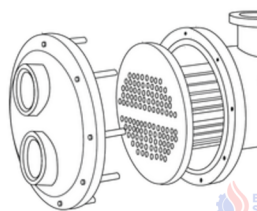
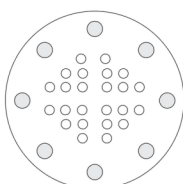
Tube Material:

Circle One of Each:

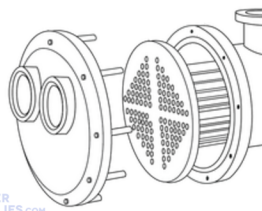
Boltless



Full Face (Bolted)



2-Pass



4-Pass

A. Overall Length: _____

Measure from the front face of the tube sheet to the end of the last tube bend.

B. Tube Sheet Diameter: _____

C. Bundle Diameter: _____

D. Position of 1st Baffle: _____

Measure from back of tube sheet to the first baffle.

E. Distance Between 1st & 2nd Baffle: _____

F. Tube Sheet Thickness: _____

G. Tube Diameter: _____

Skip the Following if Measuring a Boltless Tube Sheet:

H. Cross Bolt Center-to-Center: _____

Measure from the center of one bolt hole to the center of the bolt hole directly opposite it.

I. Adjacent Bolt Center-to-Center: _____

Measure from the center of one bolt hole to the center of a neighboring bolt hole.

J. Bolt Hole Diameter: _____

Boiler Supplies | McDonough, GA | 1-800-780-3776

(Optional)

Manufacturer: _____

Model Number: _____

Phone: _____

Email: _____

Name: _____

Company Name: _____